

Essential oil chemical diversity of Moroccan mint (*Mentha spicata* L.)

Chahrazad EL ANBRI¹, Taoufik EDDAYA², Ahmed BOUGHDAD³, Patrick CHAIMBAULT⁴, Abdelhamid ZAID¹

Abstract

Spearmint (*Mentha spicata* L.) is one of the best known aromatic and medicinal plants. The characterization of essential oil variation is of commercial importance as well as helpful for appropriate use of *M. spicata*. Thirteen strains of cultivated or spontaneous mints were collected from 10 Moroccan regions and acclimatized for two years in Meknes. Their leaves collected at full flowering were dried for hydro-distillation. Essential oil yields were found to vary from 1.32 % to 5.83 %. Analysis of these oils by GC/MS indicated a large variation in chemical composition among the studied strains of Moroccan *M. spicata* (9 to 51 compounds). The highest yields characterize the cultivated strains of Agadir (5.83 %), S2 of Larache (4.84 %) and the spontaneous strain S3 of Ifrane (4.17%). The richest strain in number of compounds is S3 of Ifrane with 51 compounds whereas uncultivated S2 from the same region has only 9 compounds. Some strains are rich in carvone such as the cultivated strain of Ouarzazate (65.94%) and the spontaneous S2 of Ifrane (72.3 %). Others are rich in eucalyptol, pulegone or 3-Cyclopenten-1-one, 2-hydroxy-3-(3-methyl-2-butenyl) such as those of Marrakech (21.1 %), Agadir (30.7 %) and S1 of Larache (22.1 %), respectively. The strains of Settata and Ifrane (S1) have high levels of limonene (17.8-18.1%).

Keywords: *Mentha spicata*, Essential oils, Carvone, Eucalyptol, Cluster analysis, GC/MS

¹ Faculty of Sciences, Moulay Ismail University, Meknes, Morocco

² Institute of Horticultural Specialized Technicians, Meknes, Morocco

³ Plant and Environment Protection Department, National School of Agriculture, Meknes, Morocco

⁴ University of Lorraine, LCP-A2MC, Metz, France

* Corresponding author
chahrazad@gmail.com

Received 26/07/2022
Accepted 12/09/2022

INTRODUCTION

Spearmint, *Mentha spicata* L cv. *viridis* (khanuja *et al.*, 2000) or *Mentha viridis* L. (Chadefaud and Emberger, 1960), is a perennial plant of the labiate or Lamiaceae family (Chadefaud and Emberger, 1960) including 200 genera (Good, 1974; Hedge, 1992; Heywood, 1978). The genus *Mentha* is composed of 25 to 30 species (Dorman *et al.*, 2003). Some authors present *M. spicata* as a fertile interspecific hybrid resulting from the crossing of *M. suaveolens* and *M. longifolia* (Harley and Brighton, 1977; Gobert *et al.*, 2002). However, some others suggest that there is no genetic evidence for this descent and recommend revising the taxonomic status of *M. spicata*, including its lectotype (Heylen *et al.*, 2021). Several varieties and hybrids of this species (Gobert *et al.*, 2002; Shasany *et al.*, 2005; Hua *et al.*, 2011; Hua *et al.*, 2012) are cultivated or grow spontaneously on the continents of the globe except Antarctica (Kokkini and Vokou, 1989; Gobert *et al.*, 2002; Liu and Lawrence, 2006; Tucker Arthur and Naczi Robert, 2006). In Morocco, spearmint is cultivated in all regions among which Tiznit, Settata, Meknes and Larache (Tanji, 2008; Eddaya, 2015) characterized by a high production and it also exists in the wild state (Carlier-Loy, 2015). Moroccan spearmint is sold in national markets and also exported to several countries. The production of essential oils is the main objective for the intensification of its cultivation in several countries. Essential oil production of the genus *Mentha* is ranked second after that of citrus fruits on a global scale (Jullien, 2007).

Mint (*M. spicata* L.) is one of the best-known aromatic and medicinal plants since antiquity (Tazi, 1986). Indeed, it is used to treat many disorders including the most common ones: colds, coughs, sinusitis, fever, bron-

chitis, nausea, vomiting, indigestion, intestinal colic, loss of appetite. Obviously, mint is used as a culinary herb to delicately flavour tea, confectionery, chocolates, etc. (Vokou *et al.*, 1993; Lev and Amar, 2000 and 2002; Leporatti and Ivancheva, 2003; Lardos, 2006; Akdoğan *et al.*, 2007; Rhazi *et al.*, 2012; Mahboubi, 2021). These culinary and medicinal properties can be attributed to its richness in several compounds: flavonoids, alkaloids, terpenoids, terpenoid glycosides (spicatoside A and spicatoside B), sterols, steroids, coumarins, caryophyllene, tannins and phenols (eugenol, caffeic acid, rosmarinic acid, α -tocopherol), carvone, linalool, piperitone oxide, carvone-dihydrocarvone, menthone, etc. (Kokkini and Vokou, 1989; Tucker, 1992; Eddaya, 2015). Indeed, many of these compounds are constituents of essential oils used in several fields of economic importance such as medicine, industry, pharmacy and plant protection as biopesticides (Akdoğan *et al.*, 2007; Koul *et al.*, 2008; Omar *et al.*, 2009; Znini *et al.*, 2011; Kapp *et al.*, 2020).

The yield and chemical composition of essential oils of *M. spicata* are affected by endogenous, and exogenous or environmental factors (Hua *et al.*, 2011; Eddaya, 2015). Indeed, the composition of essential oils depends on the development stage of the plant (Rodrigues *et al.*, 2013; Maffei *et al.*, 1989) and the growth conditions (Maffei and Scannerini, 1999; Karray-Bourouaoui *et al.*, 2009). The flowering period of mint, in summer, is an optimal period for the production of essential oils (Vaverková *et al.*, 2009). The essential oils composition of *M. spicata* L. accessions from several geographical origins are different from each other (Orav *et al.*, 2004; Oyedeji and Afolayan, 2006; Hajlaoui *et al.*, 2010). This is due to the interaction of the genotype with the various environmental factors (Patel *et al.*, 2015).

In Morocco, few works concerning the essential oils of some cultivated strains have been carried out, to our knowledge, whereas spontaneous strains have never been investigated.

Therefore, this study investigates the chemical variation of cultivated and spontaneous Moroccan mints (*M. spicata* L.) acclimatized under the same conditions to reveal the role of genotype in their diversity in addition to characterize the chemotypes of the genus *Mentha*. The present study could contribute to the selection of appropriate strains, thus improving the use of *M. spicata* L. in pharmaceutical industries and fragrance.

MATERIALS AND METHODS

Plant material

The rooted plants of 13 strains of *M. spicata* (cultivated and spontaneous) from 10 Moroccan regions (Ouarzazate, Tiznit, Larache, Settât, Agadir, Errachidia, Dakhla, Houara, Marrakech and Ifrane) were planted in March 2016, at the Institute of Horticultural Specialized Technicians of Meknes. The geographical coordinates of the original localities are shown in Table 1. These plants were domesticated for two years before the removal of the leaves intended for essential oils extraction by hydro-distillation.

Three kilograms/strain of fresh leafy stems of acclimatized strains were collected at full flowering stage in July 2018. They were dried in the shade until the weight stability at a relative humidity ranging from 37 to 65% and an ambient temperature below 29°C. The leaves were then separated from the stems and kept cool.

Extraction of essential oils

One hundred grams dry weight (DW) of each strain leaves was subjected to hydrodistillation in 500 mL of distilled water for 3 hours using a "Clevenger" type apparatus. Essential oils collected by decantation at the end of the distillation were dehydrated with anhydrous sodium sulfate and stored in smoked glass bottles in a refrigerator at 4°C. The yield of essential oils is expressed as % (mL/100 g DW).

Analysis of essential oils

Chemical analysis of essential oils was carried out by the technique of gas chromatography coupled with

mass spectrometry (GC/MS) at the national center for scientific and technical research (CNRST). The equipment was composed by a chromatograph (Trace GC ULTRA, Milan, Italy) fitted with a VB-5 column (5% phenyl methylpolysiloxane, 30 m x 0.25 mm ID x 0.25 µm) (ValcoBond, Milan, Italy) and an ion trap mass spectrometer. The electron ionization was achieved with an energy of 70 eV (Polaris Q, Milan, Italy). Mass spectra were acquired in a range from m/z 50 to 500 using Xcalibur (version 1.4) software.

One microlitre of a diluted solution (6 mg of essential oils in 1.5 mL ethyl acetate) was injected in split mode with a ratio of 1/50. The carrier gas was helium at a flow rate of 1.4 mL/min. The temperatures of injector and interface zone were respectively 220°C and 300°C. The temperature of ionization source was 200°C. The oven was programmed as follows: The initial temperature was set at 40°C for 2 minutes, then the temperature increased to 180°C at a rate of 4°C/min then to 300°C at a rate of 20°C/min. The isotherm at 300°C was maintained for two minutes until the end of the test.

Identification of compounds

The identification of essential oils compounds was made basing on mass spectra and their retention indices (RI), according to Adams (2007), which were calculated from the retention time of a series of alkanes (C8-C40). The spectra and the IRs were compared with those obtained from the NIST database (NIST, Version published in 2020) and cited in the literature by several authors (Adams, 2007; Hua *et al.*, 2012; Zhao *et al.*, 2013; Padalia *et al.*, 2013; Soilhi *et al.*, 2019).

Data analysis

The relative percentages of essential oil compounds were treated by various statistical procedures. Cluster analysis was performed using Euclidean distance coefficient functions based on the dissimilarity between pairs. Hierarchical cluster analysis (HCA) was performed using Ward's method with Euclidean distance measure. The major essential oil components were subjected to principal component analysis (PCA) to reflect the similarities and dissimilarities within the strains. XLSTAT software version 2014 was used for the principal component analysis and the cluster analysis.

Table 1: Geographical coordinates of origin localities of studied mint (*M. spicata*) strains

Regions	Latitude	Longitude
Errachidia	32°06'	4°47'
Tiznit	29°77'	9°73'
Agadir	30°54'	9°60'
Ouarzazate	31°21'	7°02'
Larache	35°21'	6°15'
Marrakech	31°79'	8°05'
Ifrane	33°56'	5°13'
Settât	33°04'	7°62'
Houara or oulad Taima	30°41'	9°22'
Dakhla	23.71'	15°93'

RESULTS AND DISCUSSION

Yield of essential oils

The yields of essential oils from the leaves of the different strains studied are very varied. It is clearly higher in the strain of Agadir (5.83%) followed by that of the S₂ of Larache (4.84%) and the wild strain S₃ of Ifrane (4.17%). On the other hand, it is low in the strain of Ouarzazate (1.32%), the wild strain S₁ of Ifrane (1.59%) and the strain S₁ of Larache (1.9%). The other strains have a yield that varies from 2.4 to 4% (Figure 1).

This variation could be attributed to the diversity of their genetic heritage, to the environmental factors of regions of origin and/or to their interaction. The study carried out in south-central Morocco revealed the variation in essential oil yield of *M. spicata* ranging from 1.14 to 3% depending on the sampling region (Eddaya *et al.*, 2015). This variation has been supported by several studies in the case of cultured or spontaneous strains (Telci *et al.*, 2004; Kofidis *et al.*, 2004; Karousou *et al.*, 2007; Cook *et al.*, 2007; Zhao *et al.*, 2013; Soilhi *et al.*, 2019).

This difference in essential oil content can be attributed to endogenous factors (Dorman *et al.*, 2003; Pompona *et al.*, 2010; Karazmoodeh and Zandi, 2013), to exogenous factors and/or to their interaction (Patel *et al.*, 2015). Indeed, the accumulation and yield of essential oil vary from one hybrid to another, from one strain to another (Farah *et al.*, 2002; Rey *et al.*, 2004; Soilhi *et al.*, 2019), from one variety to another and according to the stage of development (Patra *et al.*, 2001). The essential oil content in *M. spicata* L. var. *Spicata*, is high at full flowering (Süleyman et Özlem, 2006). The flowering period of mint, in summer, is an optimal period for the production of essential oils (Vaverková *et al.*, 2009). In addition, several factors inherent to the plant such as leaf or plant age and the genotype affect essential oil accumulation (Kokkini *et al.*, 1989; Kokkini, 1991; Özgüven *et al.*, 1999; Marotti

et al., 1994; Verma *et al.*, 2010). The variability of essential oil production is accentuated by interspecific hybridization. Patras *et al.* (2001) found that the interspecific hybrid Neerkalka, resulting from the crossing of *Mentha arvensis* cv Kalka and *Mentha spicata* cv Neera, produces annually 271.25 kg/Ha against the production of Neera which is 65 kg/Ha.

The present study showed that *M. spicata* from Morocco is characterized by a high essential oil yield (1.32–5.83%) for both cultivated and spontaneous strains relatively to spearmint from some countries. Indeed essential oil content of *M. spicata* accessions from Tunisia ranges from 0.45 to 1.37% (w/w) (Soilhi *et al.*, 2019). That of *M. spicata* from Mediterranean countries have a wider range from 0.19 to 1.2% (mL /100 g) (Karousou *et al.*, 2007). The essential oil yield of *M. spicata* accessions from Greece reaches 1.4% (Kokkini *et al.*, 1995) and 1.8% (Kofidis *et al.*, 2004), whereas *M. spicata* on the island of Zakynthos shows essential oil yields between 0.5 and 1.1% (mL /100 g) (Catherine *et al.*, 2007). Cultivated and spontaneous *M. spicata* accessions in Turkey show an essential oil content between 1.0 and 2.0%, with a greater variation (1.0–3.0%) in field conditions (Telci *et al.*, 2004). Also for *M. spicata* from Iran whose essential oil content varies between 0.49 and 1.54 mL/100g (Golparvar and Hadipanah, 2016). However *M. spicata* accessions from China have a relatively low essential oil yield ranging from 0.5 to 0.8% (Zhao *et al.*, 2013).

Composition of essential oils

The analysis of essential oils of the 13 strains of *M. spicata* revealed the existence of a high chemical diversity ranging from 9 to 51 compounds identified by strain and which represent 96.9 to 100% of the essential oils (Table 2). These compounds belong to different groups namely hydrocarbon monoterpenes, oxygenated monoterpenes, hydrocarbon sesquiterpenes, oxygenated sesquiterpenes, etc.

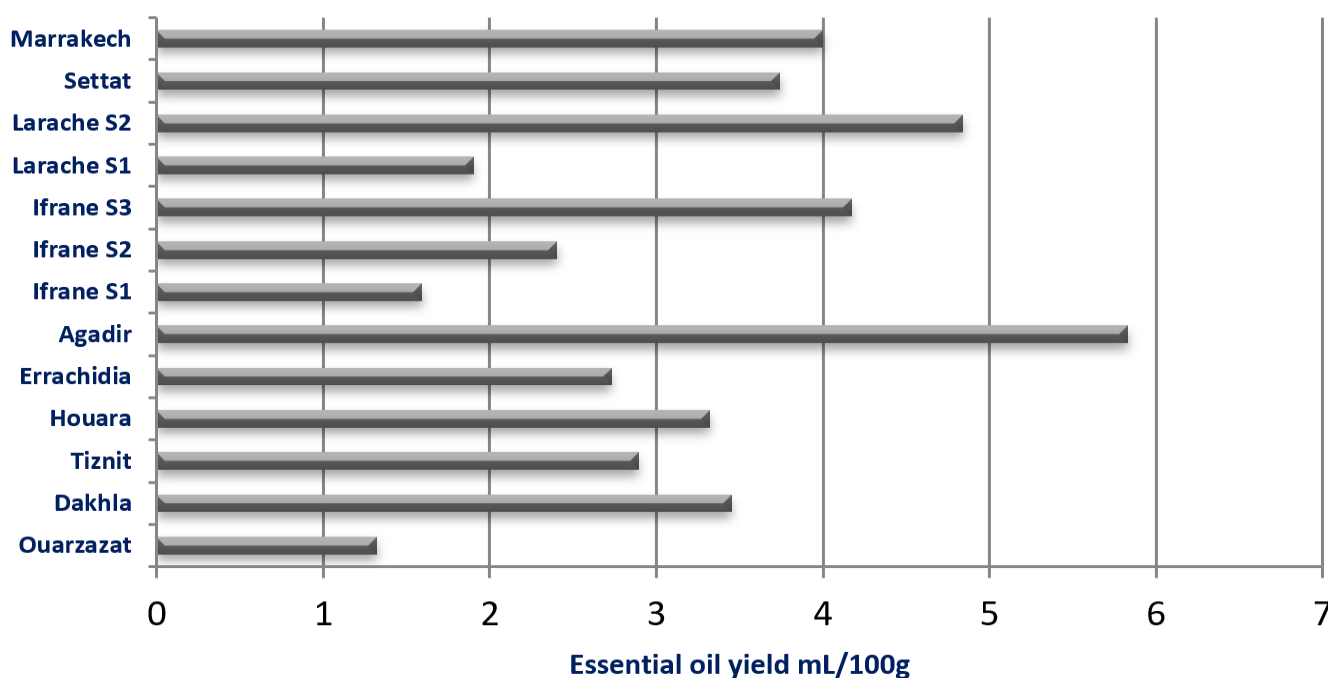


Figure 1: Essential oil yield of 13 strains of *M. spicata* from 10 Moroccan regions (Ouarzazate; S1 and S2 of Larache; Marrakech; S1, S2 and S3 of Ifrane; Tiznit; Settata; Agadir; Errachidia; Dakhla; Houara)

Similarly to several studies of essential oils composition of *Mentha* species (Karousou *et al.*, 2007; Mounira *et al.*, 2007; Telci *et al.*, 2010, 2011), oxygenated monoterpenes constitutes the major part with 48,0% to 90,2%, whereas the oxygenated sesquiterpenes vary between 1.7% and 21.2 %. In fact, the oxygenated monoterpenes constitute in wild strain S₂ from Ifrane, the largest group with a percentage of 90.2%, whereas monoterpenes and hydrocarbon sesquiterpenes represent only 8.7% and 1.1%, respectively. Other strains are characterized by the presence of a considerable level of sesquiterpenes such as the strains of Marrakech, Tiznit, Settât, Errachidia, Dakhla and Houara.

The majority of strains contain monoterpene ketones and some of them such as that of Ouarzazate and S₂ of Ifrane have very high percentages (66.6 to 74.9%) with the dominance of carvone (Table 2). On the other hand, the strain of Tiznit, S₁ of Larache and S₁ of Ifrane contain monoterpene aldehydes, whereas S₁ of Larache, S₁ of Ifrane and S₃ of Ifrane contain high levels of monoterpene alcohols. The strain of Dakhla is the only one that produces sesquiterpene ketones (Table 2).

Indeed the wild strain S₂ of Ifrane is very rich in carvone (72.3 %), followed by that of Ouarzazate (65.9 %) (Figure 2). The strains of Settât, Errachidia, Tiznit, Dakhla, Marrakech and Houara have an average rate of carvone

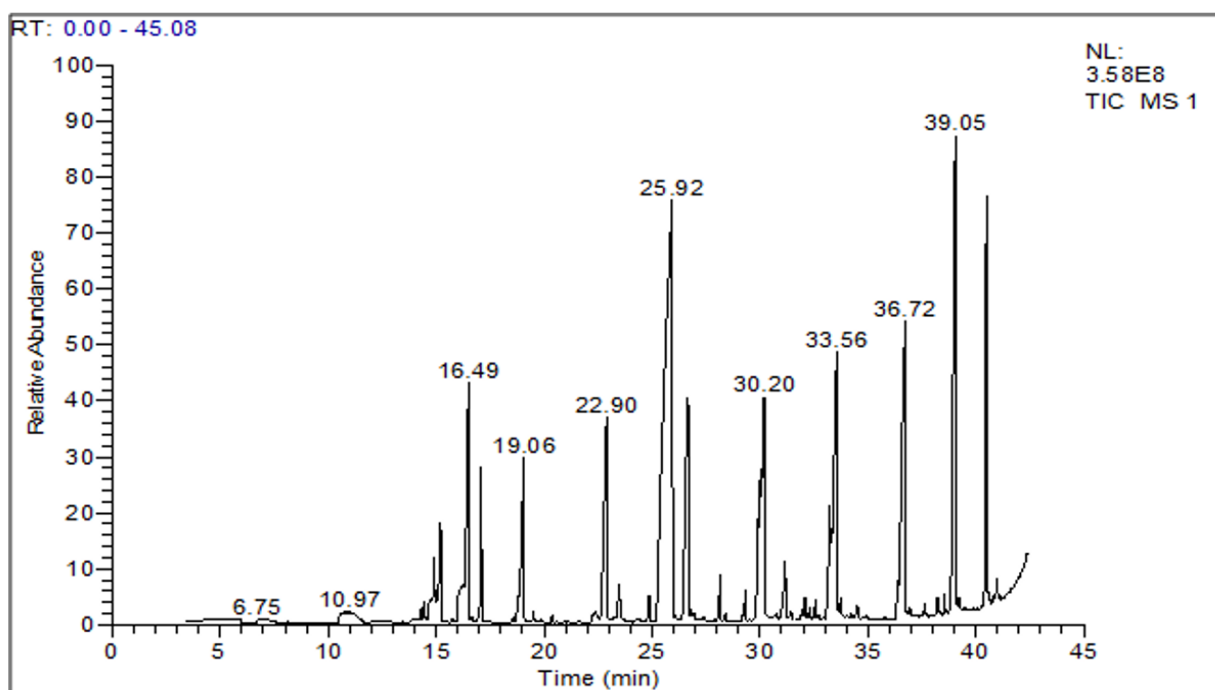


Figure 2: GC/MS chromatograph of strain of Ouarzazate with major compounds peak identification

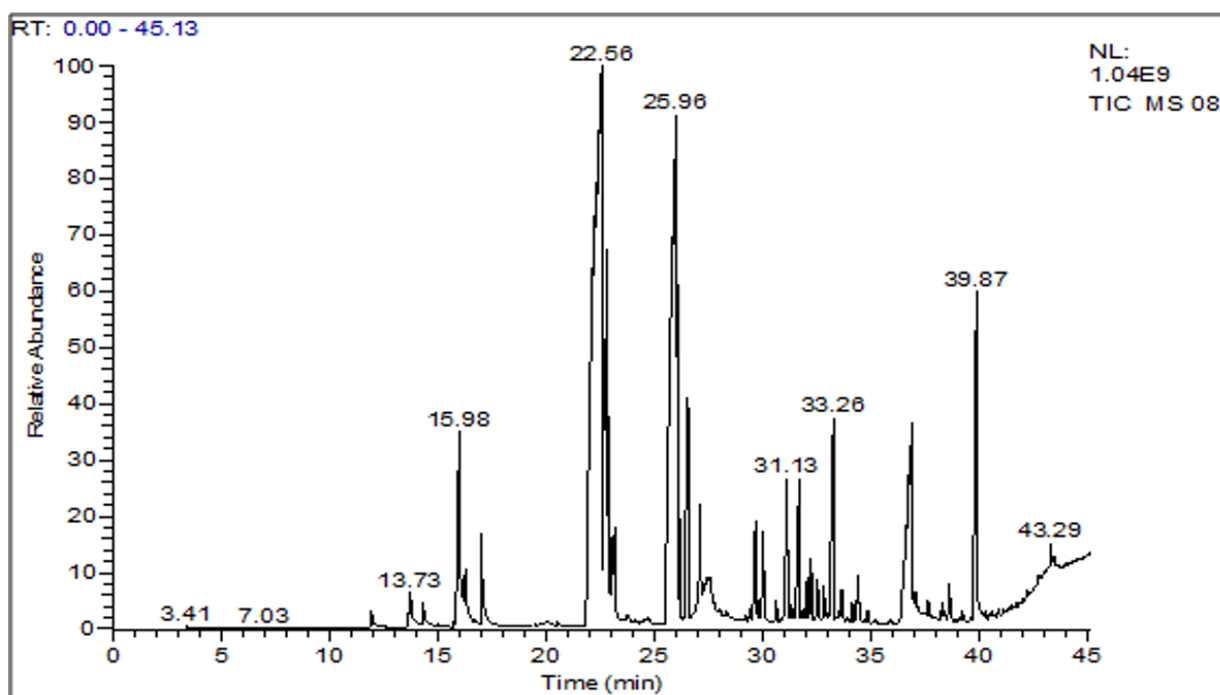


Figure 3: GC/MS chromatograph of strain of Agadir with major compounds peak identification

Table 2: Essential oil composition of *M. spicata* leaves of 13 strains (continued)

Compounds	RI	Percentages												
		M1	M2	M3	M4	M5	M6	M7	M8	M9	M10	M11	M12	M13
Monoterpenes esters														
Menthyl acetate	1291	0,0	0,0	0,0	0,0	0,0	0,0	0,0	4,7	0,6	0,0	0,0	0,0	0,0
Menthyl acetate <iso->	1302	0,0	0,0	0,0	0,0	0,0	1,3	0,0	2,4	0,0	0,0	0,0	0,0	0,0
Dihydro carveol acetate	1307	1,3	0,2	0,0	0,0	0,0	0,0	0,0	0,0	0,0	0,0	0,0	7,5	0,0
Hexenyl tiglate <(3E)->	1316	0,0	0,0	0,0	0,0	0,0	0,0	0,0	0,0	0,0	0,0	0,0	0,0	0,1
(-)-8-p-Menthen-2-yl, acetate, trans	1323	0,0	0,0	3,4	0,1	5,8	0,7	4,4	0,1	3,3	0,2	1,2	0,0	1,5
Carvyl acetate <trans->	1337	0,0	0,0	4,2	0,0	0,0	0,0	0,1	0,0	2,9	0,0	1,6	4,2	1,3
Methyl benzyl butyrate < α ->	1365	0,0	0,0	0,1	0,0	0,1	0,0	0,0	0,0	0,0	0,0	0,0	0,0	0,0
Carvyl acetate <cis->	1363	1,1	0,0	0,0	0,0	3,2	0,0	2,4	0,0	0,0	0,0	0,0	0,0	0,0
Phenyl ethyl tiglate <2->	1584	0,0	0,0	0,1	0,0	0,0	0,0	0,0	0,0	0,0	0,0	0,0	0,0	0,0
Totals (%)		2,7	0,9	9,0	0,2	10,2	2,0	6,9	7,2	6,8	0,4	2,8	11,7	2,8
Sesquiterpenes														
Elemene < γ ->	1334	0,0	0,0	0,0	0,0	0,0	0,0	0,0	0,0	0,0	0,0	0,0	0,0	0,2
Copaene < α ->	1371	0,0	0,0	0,0	0,5	0,0	3,5	0,0	1,9	0,0	0,2	0,0	0,0	0,0
Patchoulene < β ->	1389	0,0	0,0	0,0	0,2	0,0	0,0	0,0	0,0	0,0	0,0	0,0	0,0	0,0
(E)- β -Bourbonene	1382	0,0	0,0	1,9	0,0	3,4	0,3	3,2	0,4	0,0	0,0	0,0	1,1	3,2
Bourbonene	1387	0,0	0,0	0,0	0,0	0,0	0,0	0,0	0,0	2,8	0,0	4,9	0,0	0,0
Elemene < β ->	1398	0,0	0,0	0,3	0,0	0,1	0,0	0,4	0,0	0,0	0,0	0,3	0,0	0,0
Caryophyllene <(Z)->	1405	2,5	1,5	1,1	0,4	2,5	2,8	4,1	2,6	3,5	0,0	3,0	0,0	6,8
Gurjunene < α ->	1407	0,1	0,0	0,2	0,0	0,4	0,4	0,2	0,2	0,3	0,0	0,4	0,0	0,5
6-epi- β -Cubebene	1415	0,0	0,0	1,4	0,0	0,0	0,0	0,0	0,2	0,0	0,0	1,6	0,0	0,0
Ylangene < β ->	1417	0,0	0,0	0,4	0,0	0,0	0,0	0,0	0,0	0,0	0,0	0,0	0,0	0,0
Copaene < β ->	1425	0,5	0,0	0,0	0,0	0,0	0,0	0,0	0,0	0,0	0,0	0,0	0,0	0,0
Humulene < β ->	1434	0,8	0,0	0,2	0,0	0,5	0,0	0,4	0,0	0,6	0,0	0,5	0,0	1,0
Cubebene < β ->	1439	0,5	0,0	0,0	0,6	0,8	1,4	0,0	0,0	0,0	0,0	1,6	0,0	1,9
Farnesene <(Z)- β ->	1443	0,0	2,3	0,2	3,8	0,9	0,9	0,5	0,7	1,1	0,0	1,8	0,0	0,7
Farnesene <(E)- β ->	1451	0,0	0,0	0,0	0,0	0,0	0,0	0,0	0,0	0,0	1,8	0,0	0,0	0,0
Aromadendrene <allo->	1451	0,0	0,6	0,0	0,0	0,0	0,0	0,0	0,0	0,0	0,0	0,0	0,0	0,0
(+)-epi-Bicyclosesquiphellandrene	1462	0,0	0,0	0,0	0,0	0,0	0,0	1,0	1,7	1,5	0,0	0,0	0,0	0,0
Murolene < γ ->	1475	0,0	0,5	0,0	0,4	0,0	1,1	0,0	0,2	0,0	0,0	0,0	0,0	0,0
Germacrene D	1482	2,5	0,0	2,9	0,0	5,7	6,4	3,5	3,9	4,2	0,0	7,3	0,0	6,5
4 β -5 α -ermophila-1(10), 11-diene	1485	0,0	0,0	0,4	0,0	0,0	0,0	0,0	0,0	0,0	0,0	0,0	0,0	0,0
Murolene < α ->	1497	0,0	0,2	0,3	0,7	0,0	0,0	0,0	0,3	0,0	0,0	0,0	0,0	0,4
Cadinene < γ ->	1510	0,5	0,6	0,0	0,0	0,7	0,0	0,2	1,2	0,3	0,8	0,3	0,0	0,0
Calamenene <trans->	1519	0,0	0,0	0,0	0,0	0,8	0,0	0,0	0,0	0,0	0,0	0,0	0,0	0,0
Cadinene < δ ->	1522	0,0	0,0	0,2	0,0	0,0	0,5	0,4	0,6	0,0	0,0	0,2	0,0	0,3
Calamenene <cis->	1528	0,5	1,6	0,2	3,4	0,0	0,4	0,5	0,0	1,4	2,3	0,8	0,0	1,2
Cadinene < α ->	1532	0,1	0,2	0,0	0,0	0,2	0,6	0,2	0,0	0,4	0,0	0,5	0,0	0,0
Calacorene < α ->	1528	0,0	0,2	0,0	0,3	0,0	0,0	0,0	0,0	0,0	0,2	0,0	0,0	0,0
Totals (%)		8,0	7,5	9,5	10,4	16,0	18,4	14,7	13,9	16,0	5,4	23,4	1,1	22,7
Oxygenated sesquiterpenes														
Sesquiterpenes ethers														
Caryophyllene oxide	1583	1,1	4,2	0,2	2,1	0,3	0,8	0,4	4,1	0,3	9,8	1,4	0,0	0,5
Humulene II epoxide	1606	0,0	0,0	0,0	0,0	0,0	0,9	0,6	0,0	0,0	0,0	1,0	0,0	0,8
Aromadendrene <epoxide-allo->	1642	0,0	0,0	0,0	0,0	0,2	0,0	0,0	0,0	0,0	1,2	0,0	0,0	0,0
Ledene oxide-(II)	1674	0,2	0,0	0,0	0,0	0,1	0,4	0,1	0,0	0,1	0,0	0,0	0,0	0,4

Table 2: Essential oil composition of *M. spicata* leaves of 13 strains (continued)

Compounds	RI	Percentages												
		M1	M2	M3	M4	M5	M6	M7	M8	M9	M10	M11	M12	M13
Totals Sesquiterpenes ethers (%)		1,3	4,2	0,2	2,1	0,6	2,1	1,1	4,1	0,4	11,0	2,3	0,0	1,8
Sesquiterpene alcohols														
10-epi-Elemol	1539	0,0	0,0	0,0	0,0	0,0	0,0	0,0	0,0	0,0	0,0	0,0	0,0	0,1
Germacrene-D-4-ol	1571	0,0	0,0	0,2	0,0	0,2	0,3	0,0	0,0	0,0	0,0	0,4	0,0	0,0
(-)-Spathulenol	1573	0,0	6,6	0,1	3,1	0,6	1,1	0,4	0,0	0,6	1,7	0,8	0,0	0,8
Globulol	1590	0,0	0,2	0,4	2,4	1,8	0,2	0,4	0,0	0,1	0,0	0,0	0,0	0,0
Cubenol <1,10-di-epi->	1616	0,0	0,0	0,2	3,4	0,0	0,0	0,0	0,2	1,0	1,0	0,0	0,0	0,1
Cadinol <epi- α ->	1635	0,0	0,0	0,9	1,4	3,0	0,0	0,7	0,5	0,7	0,0	0,4	0,0	0,6
Cadinol < α ->	1652	0,4	1,0	0,3	3,8	0,7	1,0	0,7	0,7	1,1	5,3	1,0	0,0	0,0
Longipinocarveol, trans-	1668	0,0	0,0	0,0	0,5	0,0	0,1	0,0	0,0	0,0	0,0	0,0	0,0	0,0
Eudesma-4,11-dien-2-ol	1680	0,0	7,5	0,0	4,9	0,8	0,6	0,1	0,2	0,4	0,0	0,0	0,0	0,0
Bisabolol < β ->	1674	0,0	0,0	0,0	0,3	0,1	0,0	0,0	0,0	0,0	0,0	0,0	0,0	0,0
Murolan-3,9(11)-diene-10-pe-roxy	1648	0,0	0,0	0,0	0,0	0,0	0,0	0,0	0,1	0,0	0,0	0,1	0,0	0,0
Totals (%)		0,4	15,3	2,0	19,9	7,1	3,2	2,4	1,8	3,8	8,1	2,7	0,0	1,6
Sesquiterpenes ketones														
Isolongifolen-9-one	1737	0,0	0,0	0,0	0,0	0,0	0,0	0,0	0,0	0,0	0,0	0,3	0,0	0,0
Totals (%)		0,0	0,0	0,0	0,0	0,0	0,0	0,0	0,0	0,0	0,0	0,3	0,0	0,0
Other aliphatic compounds														
Cyclohexene, 2-ethenyl-1,3,3-trimethyl-	1299	0,0	0,0	0,0	0,0	0,0	0,0	0,0	0,0	0,0	0,1	0,0	0,0	0,0
Totals (%)		0,0	0,0	0,0	0,0	0,0	0,0	0,0	0,0	0,0	0,1	0,0	0,0	0,0
Other ketone compounds														
Jasmone <(Z)->	1392	0,0	0,0	0,4	0,4	0,0	0,0	0,0	0,1	0,5	0,8	1,2	0,0	1,3
Geranylacetone, trans-	1453	0,0	0,0	0,0	0,0	0,0	0,0	0,0	0,0	0,0	0,1	0,0	0,0	0,0
3,4,4-Trimethyl-3-(3-oxo-but-1-enyl)-bicyclo[4.1.0]heptan-2-one	1591	0,0	0,2	0,0	0,0	0,0	0,0	0,0	0,0	0,0	0,0	0,0	0,0	0,0
2-Pentadecanone, 6,10,14-trimethyl-	1804	0,0	0,3	0,0	0,0	0,4	0,0	0,4	0,0	0,0	0,0	0,0	0,0	0,0
Totals (%)		0,0	0,5	0,4	0,4	0,4	0,0	0,4	0,1	0,5	0,9	1,2	0,0	1,3
Other ether compounds														
Dihydroedulan II	1280	0,1	0,2	0,0	1,2	0,0	0,0	0,0	0,0	0,0	1,4	0,0	0,0	0,0
Totals (%)		0,1	0,2	0,0	1,2	0,0	0,0	0,0	0,0	0,0	1,4	0,0	0,0	0,0
Overall Totals (%)		100	98,2	100	98,2	99,1	98,9	99,5	99,3	99,8	96,9	99,7	100	99,9

which varies from 22 to 48.5%. The five remaining strains have a very low carvone level ranging from 0.2 to 8.8%. The limonene level is high in the strain of Settât (18.1%) followed by the wild strain S_1 of Ifrane (17.8%). The strains of Larache (S_1), Marrakech, Dakhla, Tiznit and Errachidia have a limonene level between 10.5 and 13.8%. Other strains have a low limonene rate (3.1 to 9.1%). The strain of Houara does not contain limonene. This variability in essential oils can be explained by interspecific and intraspecific hybridization (Denslow and Poindexter, 2009; Tucker, 2012; Jabeen *et al.*, 2012; Jedrzejczyk and Rewers, 2018).

Some studies have reported that Moroccan spearmint is very rich in carvone with a rate of 62.7 to 75.5% (Eddaya, 2015; Soilhi *et al.*, 2019). It is the major component of the essential oils of *M. spicata* L. (Govindarajan *et al.*, 2012). Carvone is also mentioned as the main constituent of *M. spicata* essential oils by many authors (Adam *et al.*, 1998; Mkaddem *et al.*, 2009; Zhao *et al.*, 2013; Brahmi *et al.*, 2016). According to some authors, the level of limonene in Moroccan mint varies between 10.5 and 17.9% (Eddaya, 2015; Soilhi *et al.*, 2019). Noteworthy, strains very rich in carvone are very poor in limonene, such as the wild strain S_2 of Ifrane and the cultivated strain of Ouarzazate (Table 2). Indeed in *M. spicata*, the dominant gene C is responsible for the production of carvone from limonene and the dominant gene Lm inhibits the conversion of limonene to piperitenone with weak conversion of carvone to carveol in the absence of the R gene (Bhat *et al.*, 2002). Hefendehl and Murray, (1972) reported that the essential oils of plants possessing the dominant gene Lm and recessive gene c are rich in limonene, whereas those of plants having the genotype (LmLm, CC) are

rich in carvone (Hefendehl and Murray, 1973). Similarly, Maffei (1990) showed the effect of plant genotype on the composition of essential oils by crossing clone 7303 with *M. spicata* L.

Other strains are distinguished by the presence of eucalyptol (1,8-cineole) with a high rate in the strain of Marrakech (21.1%) followed by those of Tiznit and the strain S_1 of Larache with rates of 12.3% and 11.2%, respectively. The strains of Houara, Settât, Errachidia, Dakhla and the wild strain S_1 of Ifrane have rates that vary from 6.1% to 9%. On the other hand, the other strains have low rates (0.8% to 4%). Cook *et al.* (2007), reported that the main constituents of the essential oil of spontaneous mint (*M. spicata*) from 3 locations on the island of Zakynthos were trans-piperitone oxide, piperinone oxide and 1,8-cineole.

Menthone is present in large quantities in strains of Errachidia (16.3%), Larache (S_2) (15.1%), Agadir (14%) and Settât (12%). However, it is very low in strains of Houara, Tiznit, Dakhla and the wild strain S_1 of Ifrane (0.1 to 1.5%), and it is absent in the other strains (Table 2).

3-cyclopenten-1-one, 2-hydroxy-3-(3-methyl-2-butenyl)- is produced by the S_1 strain of Larache and the two wild strains S_1 and S_3 of Ifrane with high levels of 22.1%, 20.5% and 19.7, respectively, whereas it is synthesized in small quantities or not in others (strains of Marrakech, Agadir, Errachidia and Ouarzazate). Contrary to strains S_1 , S_2 , S_3 , of Ifrane and S_1 of Larache which are characterized by the absence of germacrene D, those of Tiznit, Larache (S_2), Houara and Dakhla produce amounts ranging from 5.7 to 7.3%. On the other hand, the strains of Ouarzazate, Marrakech, Settât, Agadir and Errachidia have rates that vary from 2.5 to 4.2%.

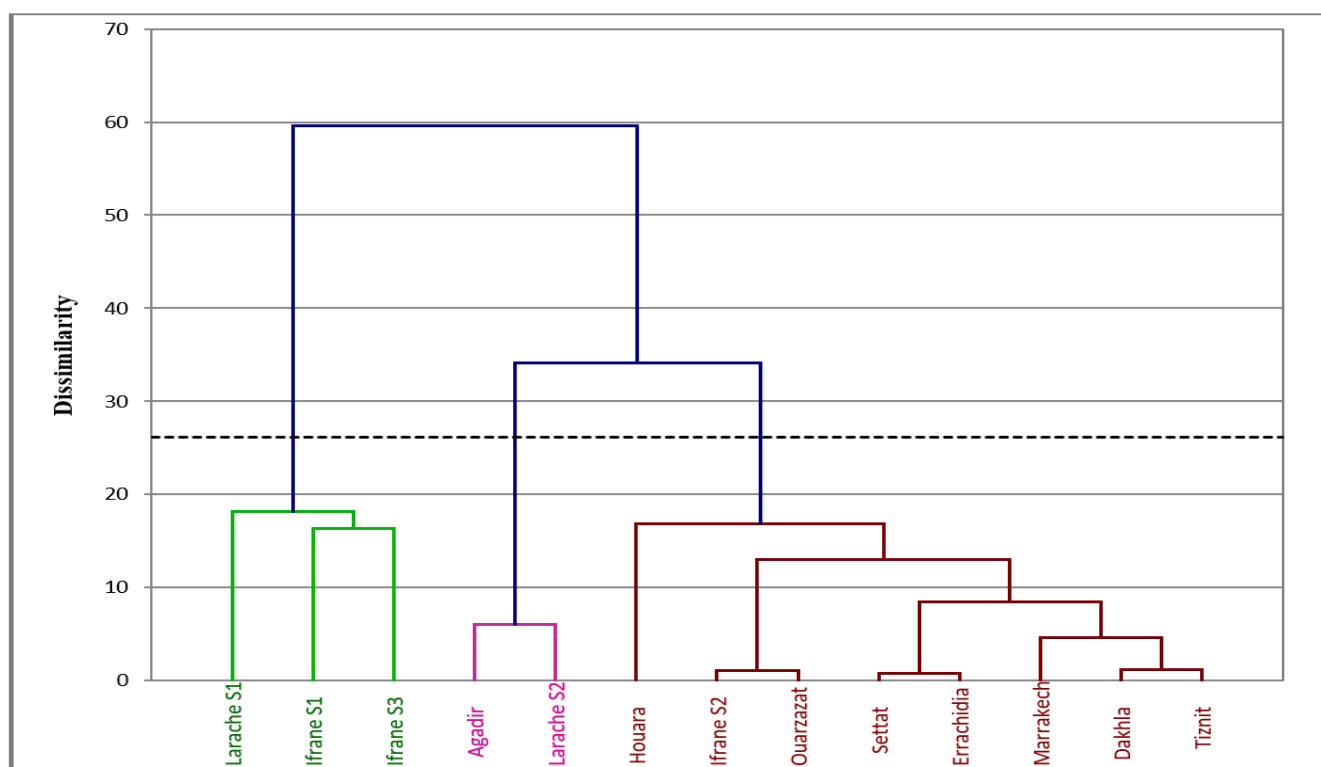


Figure 4: Dendrogram generated by cluster analysis of essential oils (Table 2) produced by 13 strains of *M. spicata* from 10 Moroccan regions (Ouarzazate; S_1 and S_2 of Larache; Marrakech; S_1 , S_2 and S_3 of Ifrane; Tiznit; Settât; Agadir; Errachidia; Dakhla; Houara)

With the exception of the strain of Houara, in which the linalool is present with a percentage of 5.4%, linalool levels in the other strains vary between 0 and 0.4%. This variation has also been observed by some authors. For example, Deschepper (2017) reports that linalool is generally absent or very weakly represented in the essential oil of spearmint. In contrast, wild mints from northern Greece have a very high level of linalool (85 to 94%) depending on the harvest season, unlike limonene and carvone which are only present in trace or absent (Kofidis *et al.*, 2004). Menthol is only found in the strains of Agadir (Figure 3), Larache (S₂) and Errachidia with levels of 11.6; 5.6 and 2.1%, respectively. Except that of Errachidia, they contain pulegone at high levels of about 30.66 and 11.02%, respectively. The presence of pulegone in the leaves of *M. spicata* was reported by Soilhi *et al.* (2019). Other studies have mentioned that the pulegone is the main compound of the essential oils of *M. rotundifolia* and *M. longifolia* (Fleisher and Fleisher, 1991; El Arch *et al.*, 2003; Oyedeji and Afolayan, 2006; Gulluce *et al.*, 2007; Mkaddem *et al.*, 2009; Hajlaoui *et al.*, 2010), suspected to be the ancestors of *M. spicata* (Gobert *et al.*, 2002).

A cluster analysis was carried out to determine the similarity in composition of the 13 cultured or spontaneous strains according to the majority chemical compounds derived from their essential oils. The distances observed (> 26) on the dendrogram (Figure 4) show the presence of 3 distinct classes of strains:

- S₁ and S₃ of Ifrane and S₁ of Larache rich in 3-Cyclopenten-1-one, 2-hydroxy-3-(3-methyl-2-butenyl)- (Figure 4 and 5);
- S₂ of Larache and the strain of Agadir rich in pulegone (Figure 4 and 5);
- S₂ of Ifrane and strains of Ouarzazate, Marakech, Houara, Settata, Errachidia, Dakhla and Tiznit rich in carvone (Figure 4 and 5).

In addition, the examination of this last group shows the grouping of strains into relatively dissimilar subgroups (dissimilarity less than 20) which are made up of strains of Haouara; Ifrane (S₂) and Ouarzazate; Settata and Errachidia; Marakech; Dakhla and Tiznit (Figure 4).

The analysis of the links between the chemical compounds of the essential oils of the 8 strains of *M. spicata* of the last group (S2 from Ifrane, Ouarzazate, Marakech, Houara, Settata, Errachidia, Dakhla and Tiznit), showed that the essential oils of strains of:

Houara contains other compounds such as Cubebene <β-> (1.9%), Dihydro carveol <iso-> (0.7%), Jasmon <(Z)-> (1.3%), Humulene II epoxide (0.8%), in addition to its richness in carvone (Table 2).

Ouarzazate and S2 of Ifrane stand out in carvone with rates ranging from 72.25 to 65.94% (Table 2).

Although the Settata and Errachidia strains have carvone content ranging from 21.96 to 25.03%, they also contain higher l-Menthone levels which are around 11.95% and 16.27, respectively (Table 2).

Marrakech, Dakhla and Tiznit, although they contain carvone (43.7%; 30.15%; 26.13% respectively) and D-Limonene (11.21%; 12.47%; 13.71 % respectively), the Marrakech strain stands out with a high rate of eucalyptol (21.1%) and (-)-8-p-Menthen-2-yl, acetate, trans (3.39%) (Table 2).

These results obtained were confirmed by the PCA showing that the dispersion of the compounds in the plane formed by the two axes (F1 and F2) makes it possible to explain 57.25% of the total variability (Figure 6).

The first axis explains 34,12% of the total variation. It is positively correlated with 3-cyclopenten-1-one, 2-hydroxy-3-(3-methyl-2-butenyl)-; piperitone oxide; cadinol <α->; 6-isopropenyl-4,8a-dimethyl-1,2,3,5,6,7,8,8a-octahydro-naphthalen-2-ol; (-)-spathulenol, and negatively correlated with germacrene D. The second

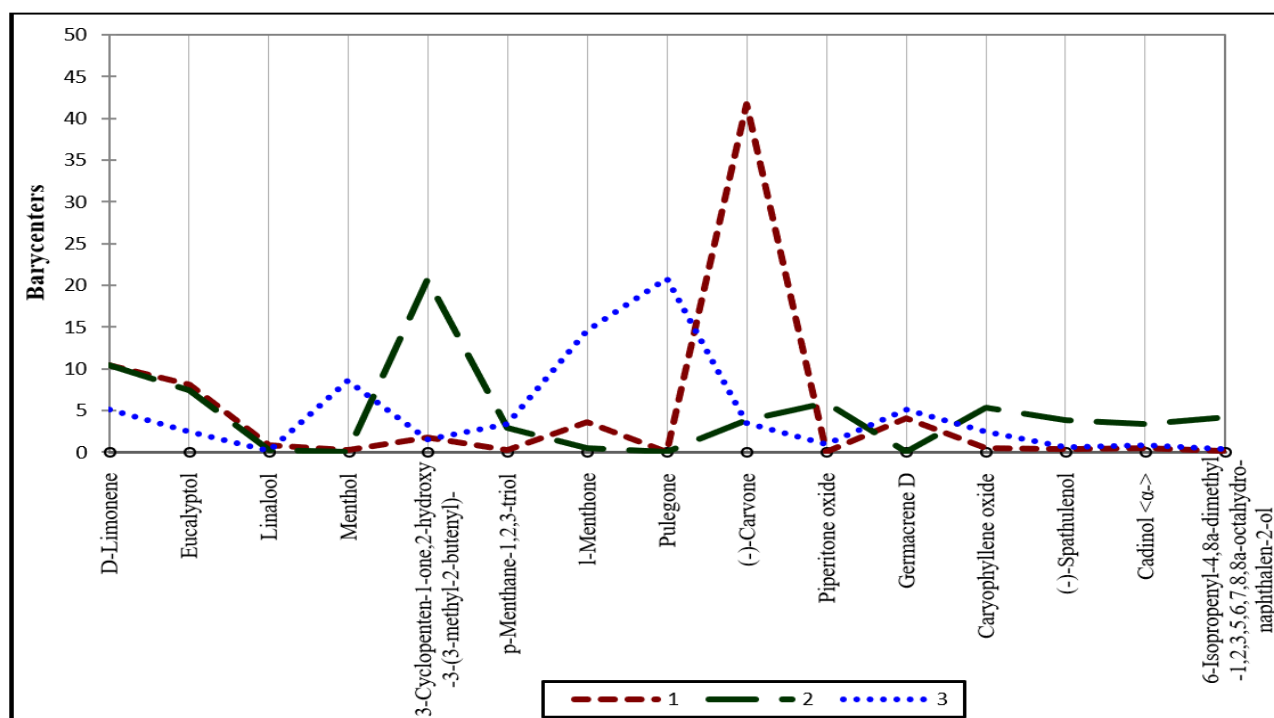


Figure 5: Profile of the clustering classes formed among the 13 strains of *M. spicata* investigated

axis showed 23.13% of the total variance and a positive correlation with menthol and pulegone (Figure 6).

The dispersion of the 13 studied strains of *M. spicata* in the plane formed by axes (F1 and F2) shows that strains S₁, S₃ of Ifrane and S₁ of Larache are characterized by the synthesis of compounds which are positively correlated with the axis F1, and the absence of germacrene D (Figure 3 and 5). The strains of Agadir and Larache (S₂) stand out for the synthesis of menthol, pulegone and l-Menthone (Figures 6 and 7).

The present study revealed the existence in Morocco of new chemotypes of *Mentha spicata* characterized by their richness in eucalyptol (1.8 cineol), pulegone, carvone or 3-Cyclopenten-1-one, 2-hydroxy-3-(3-methyl-2-butenyl)-, such as the cultivated strains of Marrakech, Agadir, the spontaneous S₂ of Ifrane, or the spontaneous S₁ of Larache respectively.

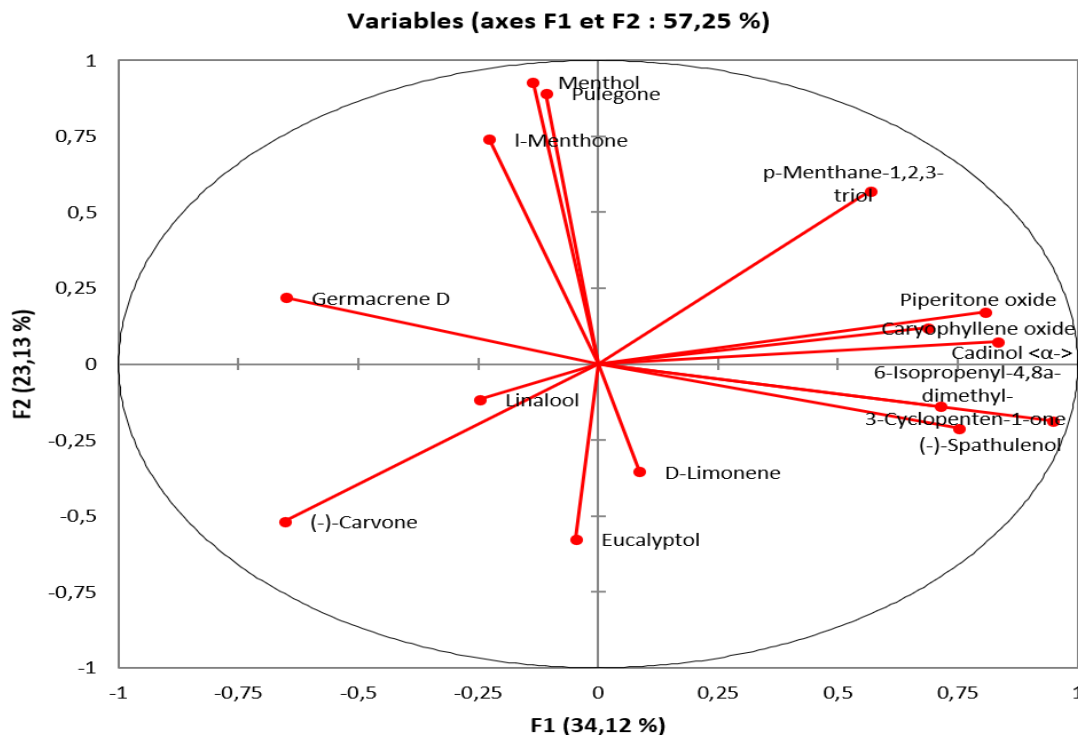


Figure 6: Correlation circle (PCA) in the factorial plane (F1, F2) of the main compounds (Table 2) characterizing the essential oils produced by 13 strains of *M. spicata* from 10 Moroccan regions (Ouarzazate; S₁ and S₂ of Larache; Marrakech; S₁, S₂ and S₃ of Ifrane; Tiznit; Settât; Agadir; Errachidia; Dakhla; Houara).

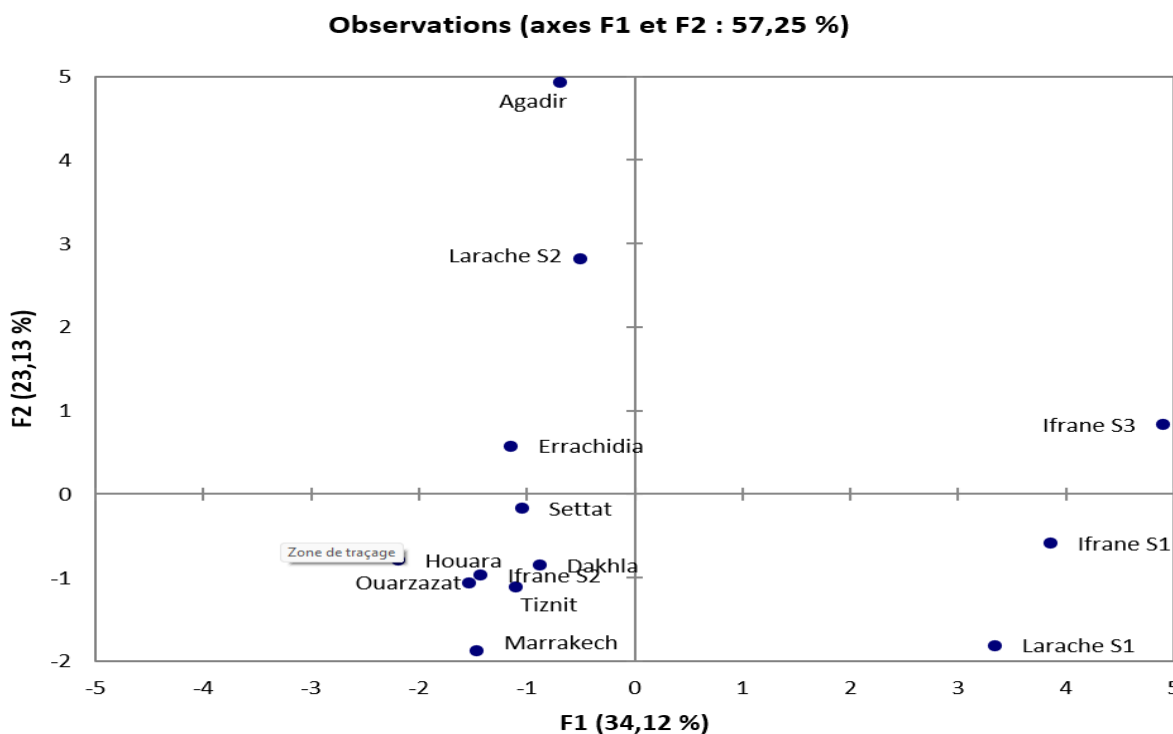


Figure 7: Distribution in the factorial plane (F1, F2) of the principal component analysis (PCA) of 13 strains of *M. spicata* from 10 Moroccan regions (Ouarzazate; S₁ and S₂ of Larache; Marrakech; S₁, S₂ and S₃ of Ifrane; Tiznit; Settât; Agadir; Errachidia; Dakhla; Houara)

As in our case, essential oils composition of *M. spicata* is known by a huge variation which constitutes a series of chemotypes described by several authors:

- *Mentha spicata* var. 'Moroccan' *crispa* group is represented by a single chemotype predominated by carvone (62.69–75.53%) followed by limonene (10.52–17.94%), transcarveol (0–5.22%) and dihydro-carveol cis (0.39–3.62%) (Soilhi et al., 2019);
- Chemotype rich in carvone (39.21–62.51%), 1,8-cineole (7.24–12.49%), limonene (6.07–18.45%), and dihydro-carveol cis (1.17–6.56%) (Soilhi et al., 2019).
- Chemotypes characterized by pulegone, carvone, linalool, piperitone, piperitone oxide, menthone/isomenthone, pulegone/menthone/isomenthone and pulegone/piperitone (Baser et al., 1999; Telci et al., 2004 and 2010);
- Four *M. spicata* chemotypes found in Greece characterized by the dominance of linalool, carvone/dihydrocarvone, piperitone oxide/piperitetone oxide and menthone/isomenthone /pulegone (Kofidis et al., 2004). According to Kokkini and Vokou (1989), the existence of different chemotypes is a common feature of most *Mentha* species and hybrids. In this study, all the strains were acclimatized in the same environmental conditions. Therefore the diversity could be accentuated, in addition to the genome of the strains, to the environmental factors of the regions of origin. Indeed, Zhao et al. (2013) reported that the composition of the essential oils of *Mentha haplocalyx*, evolves differently according to the environmental factors of the origin environments.

CONCLUSION

The results of this study indicate huge differences in the yield and the composition of essential oils of cultivated or spontaneous strains of *M. spicata* from Morocco. Indeed the essential oil yield of cultivated or spontaneous *M. spicata* from Morocco is very high (1.32–5.83%) compared to Tunisia, China, Iran, Turkey and Greece (0.45–3%).

The present study also revealed the existence in Morocco of new chemotypes of *M. spicata* characterized by their richness in 3-Cyclopenten-1-one, 2-hydroxy-3-(3-methyl-2-butenyl)-, eucalyptol, pulegone or carvone such as the cultivated strains of Marrakech, Agadir or Ouarzazate and the spontaneous S₂ of Ifrane, respectively. However, there are one or only few chemotypes of *M. spicata* in other countries like for instance in China (one chemotype of carvone) or in Iran (two chemotypes of carvone or pulegone).

This characterization of essential oils variation is helpful in the development of *M. spicata* resources for pharmaceutical industries and fragrance. Further, these results can open research paths for the exploitation of wild strains in addition to the selection of cultivated strains that comply with the requirements of different fields of use of *M. spicata*.

REFERENCES

- Adam K., Sivropoulou A., Kokkini S., Lanaras T., Arsenakis M. (1998). Antifungal activities of *Origanum vulgare* subsp. *hirtum*, *Mentha spicata*, *Lavandula angustifolia* and *Salvia fruticosa* essential oils against human pathogenic fungi. *J. Agric. Food Chem.*, 46: 1739–1745.
- Adams R.P. (2007). Identification of essential oil components by gas chromatography/mass spectrometry. 4th Edition, 804 p.
- AFLP® Plant Mapping (2010).

- Farah A., Fechtal M., Chaouch A. (2002). Effet de l'hybridation interspécifique sur la teneur et la composition chimique des huiles essentielles d'eucalyptus cultivés au Maroc. *Biotechnol. Agron. Soc. Environ.*, 6: 163–169.
- Fleisher A., Fleisher Z. (1991). The essential oils from *Mentha longifolia* growing in Sinai and Israel. Aromatic plants of the Holy Land and the Sinai part IV. *J. Essent. Oil Res.*, 3: 57–58.
- Gobert V., Moja S., Colson M., Taberlet P. (2002). Hybridization in the section *Mentha* (Lamiaceae) inferred from AFLP markers. *American Journal of Botany*, 89: 2017–2023.
- Golparvar A. R., Hadipana A. (2016). Diversity in chemical composition and yield of essential oil from two *Mentha* species. *Genetika*, 48:1101-1110.
- Good R. (1974). The Geography of the Flowering Plants. (Ed) Addison-Wesley Longman Ltd, 518 p.
- Govindarajan M, Sivakumar R, Rajeswari M, Yogalakshmi K. (2012). Chemical composition and larvicidal activity of essential oil from *Mentha spicata* (Linn.) against three mosquito species. *Parasitology Research*, 110: 2023-2032.
- Gulluce M., Sahin F., Sokmen M., Ozer H., Daferera D., Sokmen A., Polissiou M., Adiguzel A., Ozkan H. (2007). Antimicrobial and antioxidant properties of the essential oils and methanol extract from *Mentha longifolia* L. Ssp. Longifolia. *Food Chem.*, 103: 1449-1456.
- Hajlaoui H., Ben Abdallah F., Snoussi M., Noumi E., Bakhrouf A. (2010). Effect of *Mentha longifolia* L. ssp longifolia essential oil on the morphology of four pathogenic bacteria visualized by atomic force microscopy. *Afr. J. Microbiol. Res.*, 4: 1122–1127.
- Harley R. M., Brighton C. A. (1977). Chromosome numbers in the genus *Mentha* L. *Botanical Journal of the Linnean Society*, 74: 71–96.
- Hedge C. (1992). A global survey of the biogeography of the Labiatae. In Harley R.M. Reynolds T., Advances in Labiatae Science. Royal Botanical Gardens, Kew, London, 7-17.
- Hefendehl F.W., Murray M.J. (1972). Changes in monoterpene composition in *Mentha aquatica* produced by gene substitution. *Phytochemistry*, 11: 189-195.
- Hefendehl F.W., Murray M.J. (1973). Monoterpene composition of a chemotype of *Mentha piperita* having high limolene. *Planta Med.*, 23: 101-109.
- Heywood V.H. (1978). Flowering Plants of the World, Oxford University Press, pp. 239-240.
- Hua C.X., Wang G.R., Lei Y. (2011). Evaluation of essential oil composition and DNA diversity of mint resources from China. *African Journal of Biotechnology*, 10: 16740-16745.
- Hua C. X., Yuan Z F, Lei Y. (2012). Chloroplast DNA molecular characterization and leaf volatils analysis of mint (*Mentha*; Lamiaceae) populations in China. *Industrial Crops and Products*, 37: 270– 274.
- Jabeen A., Guo B., Abbasi B.H., Shinwari Z.K., Mahmood T. (2012). Phylogenetics of selected *Mentha* species on the basis of rps8, rps11 and rps14 chloroplast genes. *J. Med. Plants Res.*, 6: 30-36.
- Jedrzejczyk I., Rewers M. (2018). Genome size and ISSR markers for *Mentha* L. (Lamiaceae) genetic diversity assessment and species identification. *Ind. Crop. Prod.*, 120: 171-179.
- Jullien F. (2007). Mint. In: Pua E.C. and Davey M.R., (ed.) Biotechnology in Agriculture and Forestry, Vol 59. Transgenic crops IV, Springer-Verlag, Berlin Heidelberg, Germany: 435-466.
- Kapp K., Püssa T., Orav A., Roasto M., Raal A., Vuorela P., Vuorela H., Tammela P.(2020). Chemical Composition and Antibacterial Effect of *Mentha* spp. Grown in Estonia. *Natural Product Communications*, 15: 1–14.
- Karazmoodeh E., Zandi P. (2013). Population Abundance of Cabbage Aphid (*Brevicoryne Brassicae* L.) On The Most Commonly Cultivated Rapeseed Varieties in Guilan at Two Growth Stages. *Asian J. exp. Biol. Sci.*, 4: 21-27.
- Karousou R., Balta M., Hanlidou E., Kokkini S. (2007). Mints, smells and traditional uses in Thessaloniki (Greece) and other Mediterranean countries. *J. Ethnopharmacol.*, 109: 248–257.
- Karray-Bouraoui N., Rabhi M., Neffati M., Baldan B., Ranieri A., Marzouk B., Lachaâl M., Smaoui A. (2009). Salt effect on yield and composition of shoot essential oil and trichome morphology and density on leaves of *Mentha pulegium*. *Ind. Crop. Prod.*, 30: 338-343.
- Khanuja S.P.S., Shasany A.K., Srivastava A., Kumar S. (2000). Assessment of genetic relationships in *Mentha* species. *Euphytica*, 111: 121–125.
- Kofidis G., Bosabalidis A., Kokkini S. (2004). Seasonal variation of essential oils in a linalool-rich chemotype of *Mentha spicata* grown wild in Greece. *J. Essent. Oil Res.*, 16: 469–472.
- Kokkini S. (1991). Chemical races within the genus *Mentha* L. In: Linskens H.E and EJackson J. (eds.) Modern methods of plant analysis, Vol. 12. Essential Oils And Waxes, Springer-Verlag Berlin, Heidelberg: 63-78.
- Kokkini S., Vokou D. (1989). *Mentha spicata* (Lamiaceae) chemotypes growing wild in Greece. *Economic botany*, 43: 192-202.
- Koul O., Walia S., Dhaliwa G.S. (2008). Essential oils as green pesticides: potential and constraints. *Biopestic. Int.*, 4: 63–84.
- Lardos A. (2006). The botanical materia medica of the Iatrosophikon—A collection of prescriptions from a monastery in Cyprus. *Journal of Ethnopharmacology*, 104: 387–406.
- Leporatti M.L., Ivancheva S. (2003). Preliminary comparative analysis of medicinal plants used in the traditional medicine of Bulgaria and Italy. *Journal of Ethnopharmacology*, 87: 123–142.
- Lev E., Amar Z. (2000). Ethnopharmacological survey of traditional drugs sold in Israel at the end of the 20th century. *Journal of Ethnopharmacology*, 72: 191–205.
- Lev E., Amar Z. (2002). Ethnopharmacological survey of traditional drugs sold in the Kingdom of Jordan. *Journal of Ethnopharmacology*, 82: 131–145.
- Li J., Wang Y., Dong Y., Zhang W., Wang D., Bai H., Li K., Li H., Shi L. (2021). The chromosome-based lavender genome provides new insights into Lamiaceae evolution and terpenoid biosynthesis. *Horticulture Research*, 8:53.
- Liu W., Lawrence Brian M. (2006). Production of mints and mint oil in China. In: Lawrence B. M., (ed.) Mint, The Genus *Mentha*, CRC Press Taylor & Francis, Boca Raton London New York, p. 546.
- Maffei M. (1990). F₁ and F₂ hybrids from *Mentha x verticillata* clone 7303 × *Mentha spicata* L. A chemogenetic study. *Flavour and Fragrance Journal*, 5: 211-217.
- Maffei M., Chialva F., Sacco T. (1989). Glandular trichomes and essential oils in developing peppermint leaves. I. Variation of peltate trichome number and terpene distribution within leaves. *New Phytologist*, 111: 707–716.
- Maffei M., Scannerini S. (1999). Photomorphogenic and chemical responses to blue light in *Mentha piperita*. *J. Essent. Oil Res.*, 11: 730-738.
- Mahboubi M. (2021). *Mentha spicata* L. essential oil, phytochemistry and its effectiveness in flatulence. *Journal of Traditional and Complementary Medicine*, 11: 75-81.
- Marks M.D. (1997). Molecular genetic analysis of trichome development in *Arabidopsis*. *Annu. Rev. Plant Physiol. Plant Mol. Biol.*, 48: 137-163.
- Marotti M., Piccaglia R., Giovanelli E. (1994). Effects of planting time and mineral fertilization on peppermint (*Mentha piperita* L.) essential oil composition and its biological activity. *Flavour and Fragrance Journal*, 9: 125-129.
- Mkaddem M., Bouajila J., Ennajar M., Lebrihi A., Mathieu F., Romdhane M. (2009). Chemical composition and antimicrobial and antioxidant activities of *Mentha (longifolia* L. and *viridis*) essential oils. *J. Food Sci.*, 74: 358-363.
- Mounira M., Mohamed B., Najeh B.F. (2007). Variability of volatiles in Tunisian *Mentha pulegium* L. (Lamiaceae). *J. Essent. Oil Res.*, 19: 211-214.
- Murray, M. J. (1960). The genetic basis for a third ketone group in *M. spicata* L. *Journal Genetics*, 45: 931-37.

- Nei M., Li W.H. (1979). Mathematical model for studying genetic variation in terms of restriction endonucleases. *Proc. Natl. Acad. Sci. USA Genetics*, 76: 5269-5273.
- NIST(2020/2017). <https://www.sisweb.com/software/ms/nist.htm> [consulté en 2021].
- Omar Nabil A., El-Sayed Zeinab I.A., Romeh Ahmed A. (2009). Chemical Constituents and Biocidal Activity of the Essential Oil of *Mentha Spicata* L. Grown in Zagazig Region, Egypt. *Research Journal of Agriculture and Biological Sciences*, 5: 1089-1097.
- Orav A., Raal A., Arak E. (2004). Comparative chemical composition of the essential oil of *Mentha piperita* L. from various geographical sources. *Proc. Est. Acad. Sci. Chemi.*, 53: 174-181.
- Oyededeji A.O., Afolayan A.J. (2006). Chemical composition and antibacterial activity of the essential oil isolated from South African *Mentha longifolia* (L.) L. Subsp. *Capensis* (Thunb.). *Briq. J. Essent. Oil Res.*, 18: 57-59.
- Özgülven M., Kirici S. (1999). Research on yield, essential oil, contents and components of mint (*Mentha*) species in different ecologies. *Turkish Journal of Agriculture and Forestry*, 23: 465-472.
- Padalia Rajendra C., Verma Ram S., Chauhan A., Sundaresan V., Chanotiya Pande P., Chand S., Pandey A., Patra D.D. (2011). Effect of sole and conjoint application of iron and manganese on herb yield, nutrient uptake, oil quality vis-a-vis their optimal level in spearmint (*Mentha spicata* Linn. emend. Nathh. Cv. «Arka»). *Indian Journal of Natural products and resources*, 2: 242-249.
- Patel R.P., Singh R., Saikia S.K., Roa B.R.R., Sastry K.P., Zaim M., Lal R.K. (2015). Phenotypic characterization and stability analysis for biomass and essential oil yields of fifteen genotypes of five *Ocimum* species. *Ind. Crop. Prod.*, 77: 21-29.
- Patra N.K., Tanveer H., Khanuja S.P.S., Shasany A.K., Singh H.P., Singh V.R., Kumar S. (2001). A unique interspecific hybrid spearmint clone with growth properties of *Mentha arvensis* L. and oil qualities of *Mentha spicata* L. *Theor. Appl. Genet.*, 102: 471-476.
- Pompon J., Quiring D., Giordanengo P., Pelletier Y. (2010). Characterization of *Solanum chomatophilum* resistance to 2 aphid potato pests, *Macrosiphum euphorbiae* (Thomas) and *Myzus persicae* (Sulzer). *Crop Protection*, 29: 891-897.
- Rey C., Carron C.A., Cottagnoud A., Schweizer N., Bruttin B., Carlen Ch. (2004). Nouveaux hybrides de thym vulgaire. *Revue suisse Vitic. Arboric. Hortic.*, 36: 297-301.
- Rhazi L., Grillas P., Juffe-Bignoli D. (2012). Utilisations et valeur socio-économique des espèces de Mentha en Afrique du Nord. In: Juffe-Bignoli D. et Darwall William R.T. (eds.) Evaluation de la valeur socio-économique des espèces d'eau douce en Afrique du Nord, UICN, Gland, Suisse et Malaga, Espagne, 100 p.
- Rodrigues L., Póvoa O., Teixeira G., Figueiredo A.C., Moldão M., Monteiro A. (2013). Trichomes micromorphology and essential oil variation at different developmental stages of cultivated and wild growing *Mentha pulegium* L. Populations from Portugal. *Ind. Crop. Prod.*, 43: 692-700.
- Shasany A. K., Darokar M. P., Dhawan S., Gupta A. K., Gupta S., Shukla A. K., Patra N. K., Khanuja S. P. S. (2005). Use of RAPD and AFLP Markers to Identify Inter- and Intraspecific Hybrids of *Mentha*. *Journal of Heredity*, 96: 542-549.
- Soilhi Z., Rhimi A., Heuskin S., Fauconnier M.L., Mekki M. (2019). Essential oil chemical diversity of Tunisian *Mentha* spp. collection. *Industrial Crops & Products*, 131: 330-340.
- Süleyman K., Özlem T. (2006). Influence of different harvest times on the yield and oil composition of spearmint (*Mentha spicata* L. var. *spicata*). *Int. J. food, Agr. and Env.*, 4: 135-137.
- Tanji A. (2008). Conduite technique de la menthe (diagnostic dans la province du Settat). *Transfert de technologie en agriculture*, N° 167, MAPM/DERD, Ministère de l'agriculture et de la pêche maritime, Maroc, 6 p.
- Tazi A. (1986). Avec le médecin pharmacien Abdul Wahab Adrac dans ses organisées sur les avantages de la menthe et le Cèdre. *Revue de l'Académie du Royaume du Maroc*, 3: 247-275.
- Telci I., Sahbaz N., Yilmaz G., Tugay M. (2004). Agronomical and chemical characterization of spearmint (*Mentha spicata* L.) originating in Turkey. *Econ. Bot.* 58: 721-728.
- Telci I., Demirtas I., Bayram E., Arabaci O., Kacar O. (2010). Environmental variation on aroma components of pulegone/piperitone rich spearmint (*Mentha spicata* L.). *Ind. Crops Prod.*, 3: 588-592.
- Telci I., Kacar O., Bayram E., Arabaci O., Demirtas I., Yilmaz G., Özcan I., Sönmez C., Göksu E. (2011). The effect of ecological conditions on yield and quality traits of selected peppermint (*Mentha piperita* L.) clones. *Ind. Crop. Prod.*, 34: 1193-1197.
- Tucker A.O. (1992). The truth about mints. *The Herb Companion*, 4: 51-52.
- Tucker A.O. (2012). Genetics and breeding of the genus *Mentha*: a model for other polyploid species with secondary constituents. *J. Med. Active Plants*, 1: 19-29.
- Tucker A.O., Chambers H.E. (2002). *Mentha canadensis* L. (Lamiaceae): a relict amphidiploid from the lower tertiary. *Taxon*, 51: 703-718.
- Tucker Arthur O., Naczi Robert F.C. (2006). *Mentha*: An Overview of Its classification and Relationships. In: Lawrence B. M. (ed.) *Mint, The Genus Mentha*, CRC Press Taylor & Francis, Boca Raton London New York, 546 p.
- Tyagi B.R. (2003). Cytomixis in pollen mother cells of spearmint (*Mentha spicata* L.). *Cytologia*, 68: 67-73.
- Vaverková Š, Mistríková I, Hollá M. (2009). Qualitative properties of *Mentha x piperita* (L.) after application of the fungicide Hattrick DP-50. *Plant soil environ.*, 55: 454-459.
- Verma R.S., Rahman L., Verma R.K., Chauhan A., Yadav A.K., Singh A. (2010). Essential oil composition of menthol mint (*Mentha arvensis*) and peppermint (*Mentha piperita*) Cultivars at different stages of plant growth from Kumaon Region of Western Himalaya. *Open Access Journal of Medicinal and Aromatic Plants*, 1: 13-18.
- Vokou D., Katradi K., Kokkini S. (1993). Ethnobotanical survey of Zagori (Epirus, Greece), a renowned centre of folk medicine in the past. *Journal of Ethnopharmacology*, 39: 187-196.
- Zhao D., Wen Xua Y., Yanga G L., Husaini AM., Wua W. (2013). Variation of essential oil of *Mentha haplocalyx* Briq. and *Mentha spicata* L. from China. *Industrial Crops and Products*, 42: 251-260.
- Znini M., Bouklah M., Majidi L., Kharchouf S., Aouniti A., Bouyanzer A., Hammouti B., Costa J., Al-Deyab S.S. (2011). Chemical composition and inhibitory effect of *Mentha spicata* essential oil on the corrosion of steel in molar hydrochloric acid. *Int. J. Electrochem. Sci.*, 6: 691-704.